



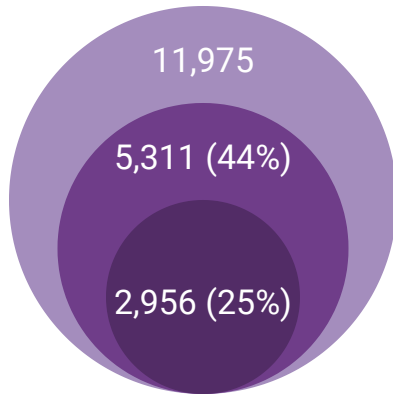
Domestic Violence & Guns in Nashville

Firearms & Domestic Violence Risk - 2021

Abusers with firearms inflict the most severe abuse.

Abuser likelihood to murder increases 5x with access to a gun & 20x if they threaten or abuse with a gun.

TN is the only state in the country that does not require DV offenders to disclose who they dispossess guns to.



OFS Firearm Flagging

The Metro Nashville Office of Family Safety or OFS flagged a total 10,832 Order of Protection and DV Criminal Cases in 2020 for high risk indicators. **44%** had evidence of **firearms** and **25%** had evidence of **both firearms and strangulation**.

MNPD LAP & Firearms Risk Identification

The Metro Nashville Police Department (MNPD) uses the **Lethality Assessment or LAP** to screen intimate partner violence victims for their risk of being murdered. The LAP is recognized by the US Dept. of Justice as a "promising practice" in intimate partner homicide prevention and has been implemented throughout the country.



49%

LAP victims reported their abuser **had or could easily get a firearm**



37%

LAP victims reported that their abuser **had used or had threatened them with a weapon** previously



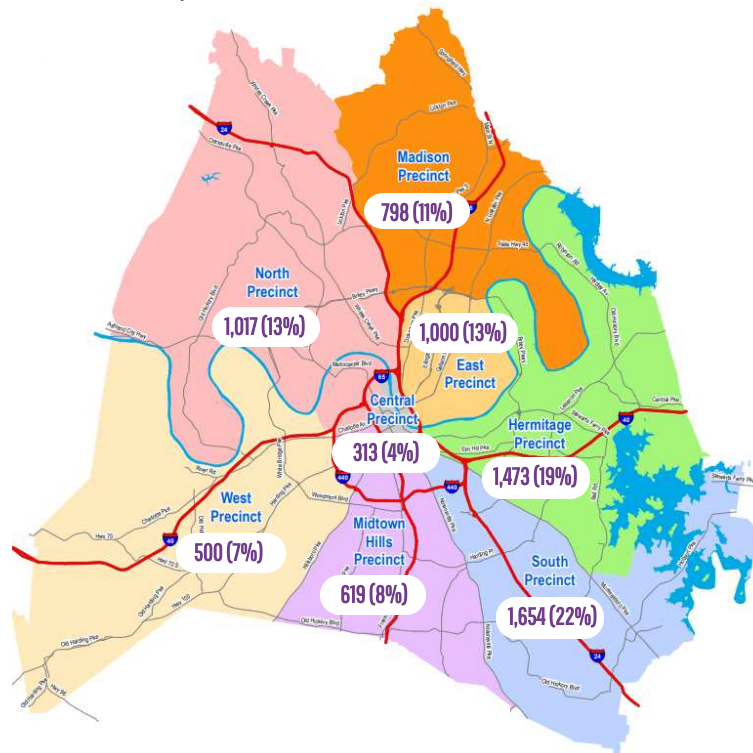
46%

Lap victims reported that they **thought their abuser might try to kill them**.



82%

Of the 1,034 cases reviewed on Nashville's High Risk Intervention Panel in 2020, **82% involved firearms**.



In 2021 MNPD administered 7,579 LAPs and 3,278, or 43%, screened in as high-risk.



Domestic Violence & Guns in Nashville

Firearms & Domestic Violence Homicides - 2021

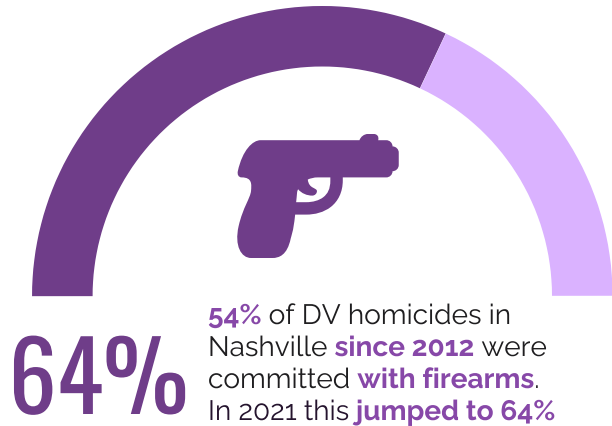
TN ranks 6th in the nation for homicides by firearm.

TN ranks 10th in the nation for the rate that men murder women.

64% of 2021 DV homicides in Nashville perpetrated with a firearm.

DV firearms homicides in Nashville increased 7% from 2019 to 2021.

Firearm Use in DV Homicides

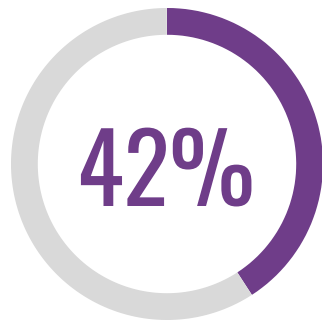


STATES WITH THE HIGHEST RATES OF FIREARM OWNERSHIP HAVE A

65% HIGHER RATE OF IPV FIREARM HOMICIDE

THAN STATES WITH THE LOWEST RATES OF GUN OWNERSHIP.

**IPV = Intimate Partner Violence
Via Everytown for Gun Safety



Should Not Have Had Access to Firearms

From 2018-2020, **42%** of Nashville's DV Firearm Homicide perpetrator's had past domestic violence or felony convictions. These convictions meant they were **prohibited from owning or possessing a firearm** by state and federal law.

Percentage of Firearm Use in Nashville's DV Homicides

