


Nashville Office of Family Safety





Our Teams



High Risk Teams



Training & TA



Outreach & Engagement



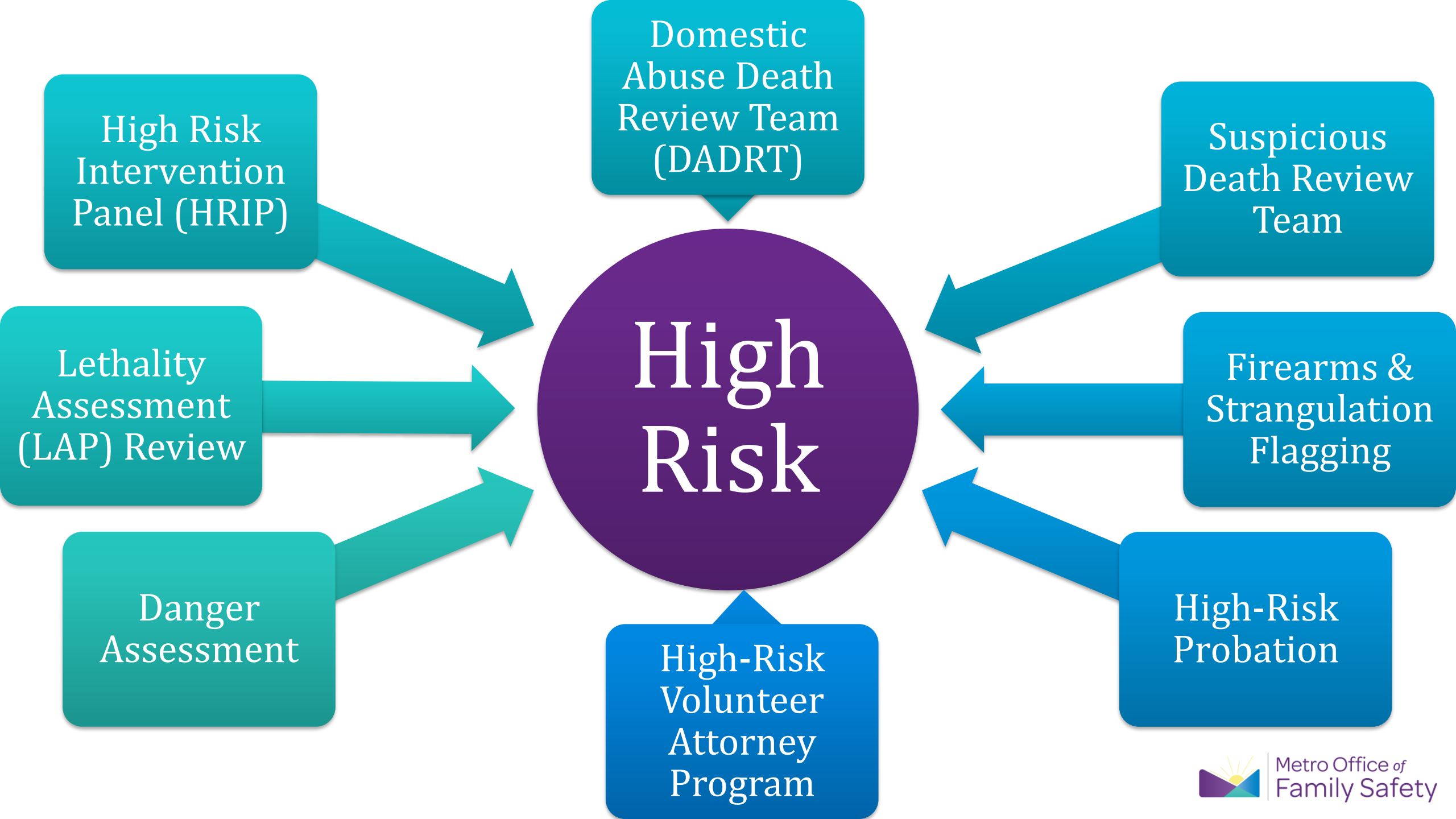
High-Risk Client Case Management



Crisis Intervention Client Advocacy

Macro Level

Micro Level



Domestic Abuse Death Review Team (DADRT)

High Risk Intervention Panel (HRIP)

Suspicious Death Review Team

Lethality Assessment (LAP) Review

Firearms & Strangulation Flagging

High Risk

High-Risk Volunteer Attorney Program

High-Risk Probation

Danger Assessment

Closing Safety Gaps for Domestic Violence Victims

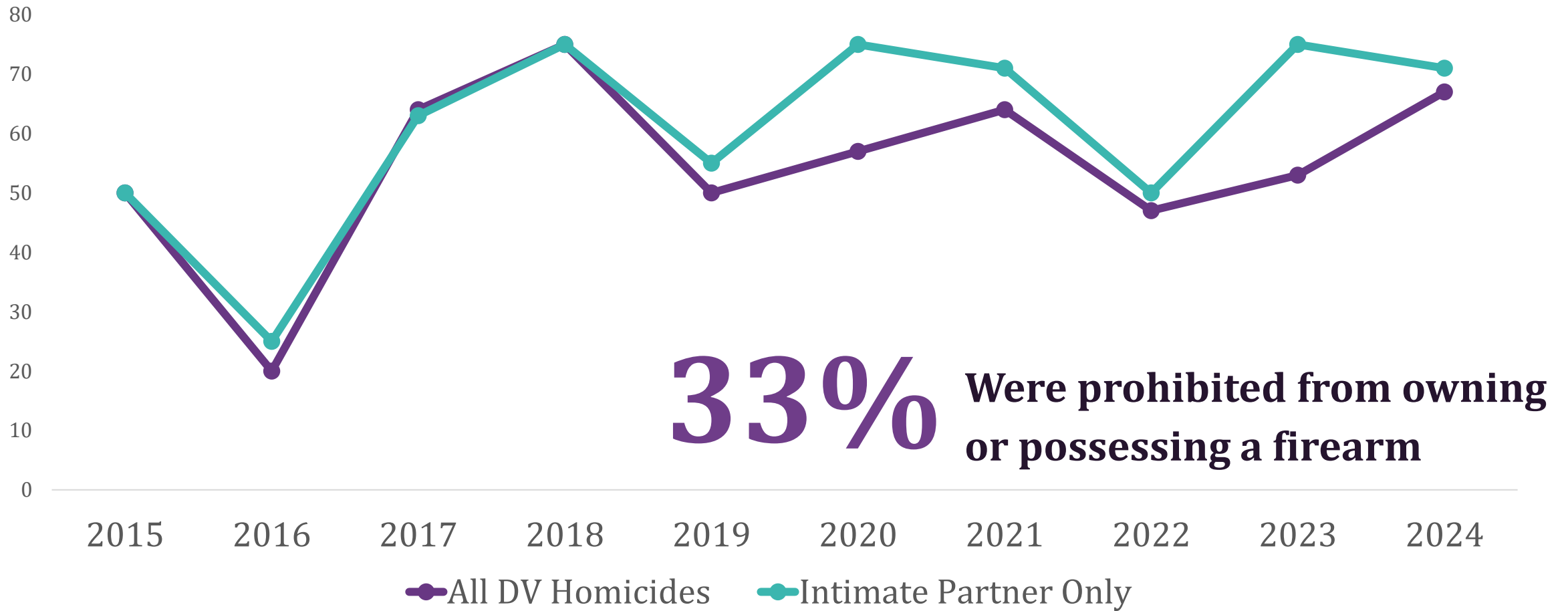


“When statutorily mandated, remove firearms from offenders and ensure offender compliance. All reasonable steps should be taken to ensure that firearms are not forfeited to others, such as family or friends, or returned to offenders prohibited from receiving them.”

Third Party Dispossession


- Only **13 states** allow DV abusers to transfer their firearms to a **third party**
- Of those, Tennessee is the **ONLY ONE** that neither requires abusers to provide **any information** about the third party nor provide any assurance that the third party is permitted to possess a firearm.

% of Firearm Use in Nashville's DV Homicides



Strangulation & Firearms

- **57%** of gun-owning abusers have also strangled their victims
- **71% abusers** who threaten their victims with a gun have also strangled their victims



DV Homicide

Your affiant stated that [REDACTED] escalated the verbal argument when he began to strangle her with both hands. During this struggle, [REDACTED] knocked your affiant to the floor and placed his right foot on your affiant's chest and stomped down. Your affiant stated she "felt something give" in her chest at that point.

Your affiant stated she was able to get to a chair and [REDACTED] went into a bedroom and returned with a shotgun. [REDACTED] told your affiant "You don't know who you're fucking with," "you're going to die today," and "do you need to call anybody?" Your affiant stated [REDACTED] continued to yell things like "I don't have anything to lose. I'll kill you and then myself." Your affiant stated [REDACTED] had the shotgun point at her during this exchange and actually cocked the weapon.

Weapons To Be Surrendered: _____

None

DV Firearms Homicides





Collaboration & Teamwork

Firearms Dispossession



General Sessions Probation
Metropolitan Nashville & Davidson County



Metro Office of
Family Safety



Criminal Court Clerk
Metropolitan Nashville & Davidson County



GS, Circuit, and Criminal
Court Judges





**NASHVILLE DOMESTIC VIOLENCE & FIREARMS
DRAFT PROTOCOL OUTLINE**

DV Firearms Dispossession Protocol

Contents

Legal Authority to Remove Firearms	2
Firearms Seizure at the Scene or with Warrant/OP Service	3
Points of Identifying Firearm Possession.....	4
Notification of Firearms Dispossession.....	6
Removal – Retrieval of Firearms	8
Continued Monitoring of Removal of Firearms	9
Storage, Sale & Return of Firearms	10



*Upon granting Order of Protection AND/OR Upon conviction of domestic violence misdemeanor crime
for all former or current intimate partners*

Verbally inform of the law:

- Prohibited from purchasing or possessing a firearm
- For OP – can't possess for duration of OP
- For DV Conviction – can never possess again
- Have 48 hours to dispossess

Ask under oath:

- If own or possess a firearm
- State the penalty of perjury [A misdemeanor T.C.A. 39-16-702]
- State the penalty for possessing firearm [A misdemeanor T.C.A. 39-17-1307 + *federal* charges]

Verify if there is or is not a firearm:

- For OP, see question OP #15
- For Lethality Assessment (LAP), see question LAP #4
- Review warrant and/or OP narrative for mention of firearm
- Ask Petitioner/Petitioner Attorney (OP) or Prosecutor (Criminal Conviction) if they have evidence to refute claim of no firearms

Firearms Dispossession Bench Card

Firearms & DV

MNPD must seize any firearms used during the *commission* of a DV incident. (TCA § 36-3-620(a)1)

MNPD may seize firearms in *plain view* or discovered pursuant to a *consensual search* during a DV arrest. (TCA § 36-3-620(a)2)

Check if Defendant has Handgun Carry Permit on any DV offense & flag in offense report narrative (firearm evidence).

Charge Defendant with A Misdemeanor (TCA § 39-17-1307) firearm possession with prior DV misdemeanor conviction (felony possession if felony history) or OP Firearms Violation (Offense Code 520) with active OP.

Ask Victim:

- LAP questions #1 & #4 to determine firearms access
- Permission to search for the defendant's firearms
- If they would like to come to the Family Safety Center (FSC) for resources and help planning for their safety

Express Concern for Victim's Safety:

- Firearms access increases likelihood of murder 5x
- Firearms threats/assault increases likelihood by 20x

Firearms Pocket Card

Handguns/Pistols:

Semi auto glock pistol



Respondent/Defendant owns similar firearm

Quantity: _____

Make/Model: _____

Caliber: _____

Location: _____

Location of Ammo: _____

Revolver



Respondent/Defendant owns similar firearm

Quantity: _____

Make/Model: _____

Caliber: _____

Location: _____

Location of Ammo: _____

CZ USA 85 Combat



Respondent/Defendant owns similar firearm

Quantity: _____

Make/Model: _____

Caliber: _____

Location: _____

Location of Ammo: _____

Firearms ID Form

Firearms ID Form



Firearms and Guns



Your partner is **NOT** allowed to own or be near firearms if:

- they have a **full Order of Protection** against **them** right now.
- they have ever been **convicted of domestic violence**.
- they have ever been **convicted of a felony**.

During Calm Moments:

- If your partner is not allowed to have guns but has them anyway, **try to report to the police or their Probation/Parole Officer**.
- Try to learn the **type of gun** your partner has and know **where it's kept**.
- If you have children living with you, try to convince your partner to **keep the guns in a safe** for the children's safety.
- Try to **turn the safety on** if you can do so safely.
- If it's safe to do so and you know how to, **disarm the gun and hide the ammunition**.
- **Mentally prepare** yourself for what to do during a violent incident involving a firearm.
- If you can do so safely, try to get a **picture of the gun** for evidence.
- Learn more about **gun use & gun safety** online.
- If police come to your house, **consider asking police to search the house and seize any firearms** they find.

During a Violent Incident:

- Try to **get away** if you can do so safely.
- Say or do whatever you can to **de-escalate** the situation or to buy yourself more time, such as, "Think about the kids", or "You don't have to do this."

Firearms and Guns



- If your partner is pointing a gun at you, try to **move away from your children** so they're not in the line of fire.
- Be **aware of your surroundings** and make a mental note of what you can use to **shield yourself** from gunfire.

If You Are Being Shot At:

- Do everything you can to escape.
- Figure out a route to safety that includes as much **cover** (things that bullets can't go through) and **concealment** (things you can hide behind) as possible. **Sprint for 2-3 seconds** from one hiding place to the next.
- Stay **low and dodge and weave** when you are trying to hide or get away from your partner.
- Try to **distract, confuse, or slow down** your partner by doing things like turning off the lights; throwing heavy, hot, or sharp things; or using a fire extinguisher.
- **Call 911** for help as soon as you can.

If You Have Been Shot:

- Say to yourself, "**I will live through this.**"
- Keep doing everything you can to get away.
- Call 911 as soon as you can and **ask for an ambulance and police**. If you can't call 911, try to get yourself to a safe place.
- Put **pressure** on your wound and **elevate** it above your heart if possible.
- If you are bleeding **very severely** from a wound in your arm or leg, use anything you can find (like a shoelace, necklace, scarf, belt, or shirt) and **tie it tight above the wound to help stop the bleeding**. If you don't have anything to tie a tourniquet with or your wound is in another part of your body, **use a tampon to plug the wound** and temporarily control the bleeding.

Firearms Safety Plan Insert

High-Risk Intervention Panel (HRIP)




High Risk Intervention Panel (HRIP)



1,213

Intimate Partner
High-Risk Case
Reviews



1030

Or 85% Stranglers
on HRIP



965

Or 80% Firearms
Users on HRIP



175 & 74

Sex Offenders &
Potential
Traffickers

Firearms Identification

- Lethality Assessment (threaten with weapon & access to firearm)
- Firearms related Convictions
- Order of Protection where Firearms Indicated
- HRIP Firearms Flagging
- Firearms ID Forms



Firearms & Strangulation Flagging

Date:	Monday, December 7, 2020		9:00 4C BOND					
Docket #	Defendant	LAP HR	OP	Strangler?	Evidence	Firearm?	Evidence	
GS911098								
GS925312			200P1604			FIREARM	LAP Q4 (7/10/20); OP warning box, OP box 15	
GS835635		HR		STRANGLER	defendant case history (GS688724)	FIREARM	LAP Q1 (11/21/17)	
GS917310						FIREARM	defendant case history (SC1052061)	
GS925006		HR				FIREARM	affidavit	HRIP
GS925625								
GS925492			200P1933	STRANGLER	OP narrative	FIREARM	defendant case history (GS678429/2014-C-2127)	
GS925544			200P1893			FIREARM	OP warning box	
GS924977								
GS924905								
GS924906								
GS925102		HR		STRANGLER	affidavit; LAP Q5 (8/11/20, 8/10/20)	FIREARM	LAP Q1+Q4 (8/10/20)	HRIP
GS904915								
GS908893								
GS908894								
GS908895		HR		STRANGLER	LAP Q5 (9/6/19, 11/14/19); OP narrative (19OP3045)	FIREARM	affidavits; defendant case history (GS299274); LAP Q1+Q4 (9/6/19, 11/14/19); OP warning box; OP narrative; OP box 15 (19OP3045)	HRIP
GS908896								
GS908897								
GS908898								
GS908899								
GS924938						FIREARM	affidavit	
GS924939								
GS925165		200P1891						
GS889559	HR		STRANGLER	LAP Q5 (9/27/19)	FIREARM	LAP Q1+Q4 (9/27/19), LAP Q4 (9/7/19)	HRIP	

2025 High-Risk Flagging



5,897

Abusers Flagged (or 44%)
of defendants and OP
respondents had access to
firearms



5,145

Stranglers Flagged (or 38%) of
criminal defendants and OP
respondents identified as
stranglers

Interpersonal Violence Taskforces

Domestic
Violence

Human
Trafficking

Sexual
Assault

Vulnerable
Adult
Abuse

Child
Abuse

Celebrate Successes
Identify Gaps & Issues
Drive Innovation & Progress

10 YEARS OF CREATING CHANGE

Nashville's 2013-2023
Domestic Violence
Safety & Accountability
Update Report



Metro Nashville Office of Family Safety



Firearms Compliance

When statutorily mandated, remove firearms from offenders and ensure compliance. Establish a protocol to govern the return of firearms following OP expiration and notification to victims.

Needed: OFS has created a comprehensive firearms dispossession protocol. Circuit court has implemented consistent dispossession compliance hearings while General Sessions (GS) court is inconsistent. Significant effort is needed for Courts, DAs, and MNPD to follow the firearms dispossession protocol and dispossess offenders.**



Metro Office of
Family Safety

10 YEARS OF CREATING CHANGE

Nashville's 2013-2023
Domestic Violence
Safety & Accountability
Update Report



Metro Nashville Office of Family Safety

Successes

- MNPD DV Firearms Investigator Position 2026 (budgeted from Council Member)
- Compliance Officers to monitor compliance with bond conditions & GPS
- Judges changed Firearms Affidavit



Becky Bullard & Zizou
Deputy Director of Programs
beckybullard@jisnashville.gov